

## Recovery in the Training System

### THE GOVERNMENT-FUNDED TRAINING SYSTEM — AN OVERVIEW

Government funded training activity in Victoria bounced back in 2021 from a COVID-19 impacted 2020 even though restrictions were reintroduced to combat the Delta and Omicron strains.

2021 saw recovery across key sectors and cohorts, and many activity measures exceeded 2019 levels.

This recovery was driven by training providers adapting to alternative delivery methods and the successful implementation of government initiatives such as the extension of Free TAFE.

Total enrolments in government funded accredited training were 11 per cent higher in 2021 when compared with 2020, and 5 per cent more than in 2019 before the pandemic.

#### Free TAFE is improving access to training

The Free TAFE initiative focuses on reducing the financial barriers for students so they can train in courses that lead to jobs in demand that support the Victorian economy.

Free TAFE enrolments were 16 per cent higher than in 2021 and 38 per cent higher when compared with 2019. The 2021 increase was largely due to an increase in continuing enrolments which were 44 per cent higher than in 2020.


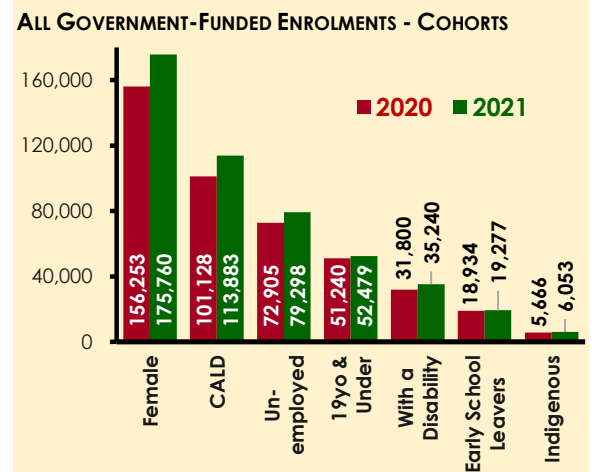
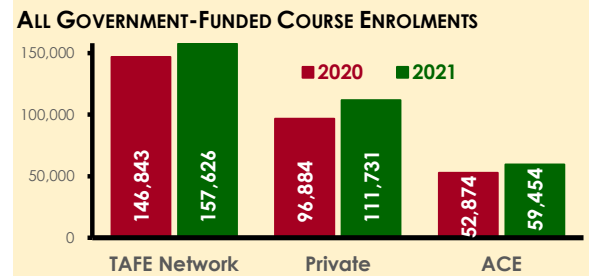
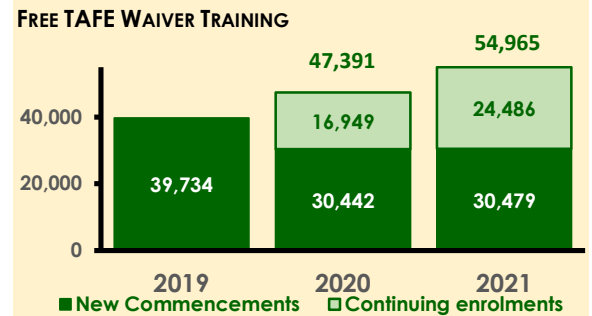
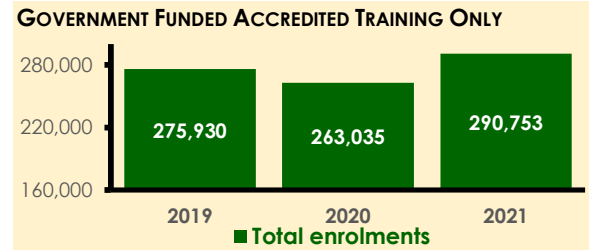
#### Training supports positive outcomes for all Victorians

Government-funded training rose among all provider types and among key cohorts compared with 2020. It was 7 per cent higher across the TAFE Network compared with 2020, and 2 per cent more compared with 2019.

Enrolments at private providers rose 15 per cent in 2021 when compared with 2020, and by 14 per cent when compared with 2019. Accredited course enrolments at ACE providers rose by 12 per cent when compared with 2020.

Enrolments were 13 per cent higher among the Culturally and Linguistically Diverse (CALD) cohort, 11 per cent more for people with a disability; rose 9 per cent for the unemployed; were up 7 per cent for the indigenous cohort, and increased by 2 per cent for early school leavers and those who were 19 years old and younger in 2021 compared with 2020.

There were more enrolments by women in 2021 than at any other time in the last five years.



## TRAINING AND SKILLS HIGHER EDUCATION

### DELIVERING HIGH QUALITY TRAINING THAT IS STRONGLY ALIGNED TO JOBS

*Skills First* reforms continue to ensure that growth in training delivery is aligned with government priority areas and supports the economic recovery.

Course enrolments among those training for the NDIS workforce increased by 21 per cent to 52,514 - the highest figure since 2008 when data were first collected.

Those training for the family violence workforce in 2021 were at the highest level in the last seven years – increasing by 19 per cent, including pre-accredited training (module enrolments).

Enrolments in apprenticeships increased by 13 per cent and were higher than any other time since 2008 when data were first collected.

Enrolments rose 16 per cent for high-value traineeships, and by 11 per cent for those training for the infrastructure workforce in 2021 compared with 2020. Enrolments in high-value traineeships and those training for the infrastructure workforce were greater than at any other time over the last six years.

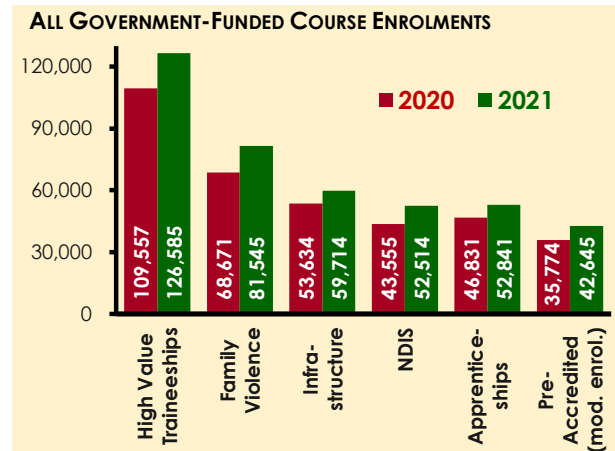
Enrolments increased right across Victoria. Increases were largest in metropolitan Melbourne, the Grampians and Barwon South West compared with 2020.

The top four industries by enrolments are in the Health Care and Social Assistance, Construction, Professional, Scientific and Technical Services, and Education and Training sectors.

In all four industries, TAFEs continue to play a key role in training provision.

TAFEs and other training providers play a critical role in supporting Victorians to re-skill and upskill and drive economic recovery in the post-COVID-19 economy.

The Skills for Economic Recovery package and other Government initiatives are making it easier for people with pre-existing qualifications to retrain and improve access to training for Victorians impacted by the pandemic, particularly women and young people.





\* See data notes for further detail of government priority areas

### ALL GOVERNMENT-FUNDED ENROLMENTS BY REGIONS

	2020	2021	Change 20-21
<b>Metropolitan</b>	<b>230,802</b>	<b>258,382</b>	<b>12% ▲</b>
<b>Regional</b>			
Barwon South West	19,777	21,966	11% ▲
Grampians	9,528	10,662	12% ▲
Loddon Mallee	15,228	16,199	6.4% ▲
Hume	13,999	14,696	5.0% ▲
Gippsland	9,396	10,070	7.2% ▲
<b>All Regional</b>	<b>67,928</b>	<b>73,593</b>	<b>8.3% ▲</b>
<b>Victoria (incl. other)</b>	<b>296,601</b>	<b>328,811</b>	<b>11% ▲</b>

\* Other includes locations unknown or not stated.

### TOP 4 INDUSTRY AREAS FOR GOVERNMENT-FUNDED COURSE ENROLMENTS 2021



## NOTES ON THE DATA

### Data source

The source of data in this report is DET's training activity Skills Victoria Training System (SVTS) database. This administrative data is reported to DET by government-funded training providers.

SVTS data included in this report may differ from previous publications as classifications are updated from time to time to improve data quality and consistency across years. In addition, changes to reporting and data standards may lead to minor revisions to data previously reported.

SVTS data presented in this report are not comparable to other publicly available data such as:

- National Centre for Vocational Education Research (NCVER) data. While NCVER data for Victoria is sourced from data submitted by the Victorian Department of Education and Training, there will be differences between Departmental data and NCVER data due to statistical moderation, inter-jurisdictional anomalies and varying counting rules. Additionally, NCVER data include training by all providers while SVTS data only cover providers that have a Victorian Training Contract.
- Budget Paper No. 3 (Chapter 2 – Department performance statements) — due to differences in counting rules, calculation methodologies and data definitions.

With the exception of module enrolments for pre-accredited training, the measures used in this report are course commencements and course enrolments. Course commencements count the number of new (those that begin) course enrolments in a given year, as courses often take more than one year to complete. Total course enrolments include both new commencements and continuing enrolments. A student may be enrolled in more than one course at a training provider during a given reporting period.

### Fee Free TAFE Priority Courses List

This Report covers enrolments in the Free TAFE (Waiver) for Priority Courses Initiative.

Two new courses were added to the Free TAFE for Priority Courses List in January 2020 to support the government's priority of further developing the early childhood education and development workforce.

### Learn Local and Adult and Community Education (ACE)

This Report classifies providers as TAFE Network (which includes both TAFE Institutes and Dual Sector Universities), Adult and Community Education (ACE including Learn Local organisations) or Private. Only Learn Local organisations report training activity through to the Adult, Community and Further Education Board, while ACE RTOs are self-identified and are not required to do so. Some Learn Local organisations self-identify as Private RTOs and are classified as Private, and not included in the ACE category.

### Government priorities and industry classifications

Government priority areas are not mutually exclusive. A number of courses service both the Family Violence and NDIS workforces, and a number of Apprenticeships support the Infrastructure development workforce.

Industry classifications included in this Report are defined as per the Australian and New Zealand Standard Industrial Classifications (ANZSIC). Where a qualification is considered relevant across several industries, enrolments have been proportionally allocated across relevant ANZSIC industries using employment data as a guide.

### Regional analysis

Data on regional training are reported by the region where the training was delivered (as distinct from the region where the student lives). Note a course can be delivered to a student across multiple regions. In these cases, the course enrolment will be counted in each region in which it was delivered. Consequently, for data presented by delivery region, totals may not equal the sum of their components.

### Data scope

This report covers government-funded training activity only. Training activity for 2021 is compared with the same period in 2020 and 2019 to provide a picture of patterns and trends over time.